

UNIT 6

g

k

h

+

a

ai

ao

an

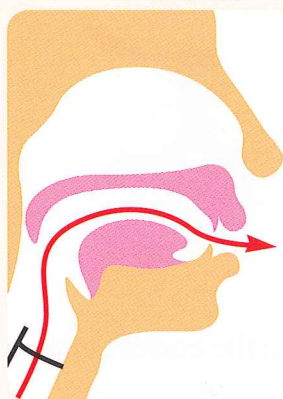
ang



SIMPLE PINYIN SOUNDS

Track 30

g

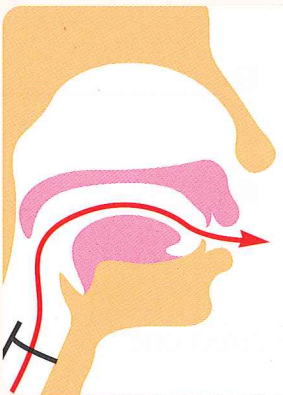


① Raise the back of your tongue against the soft palate. Then let out the air. This sound is not aspirated.

② as in *gold*

Ex gāo *sv.* to be tall

k

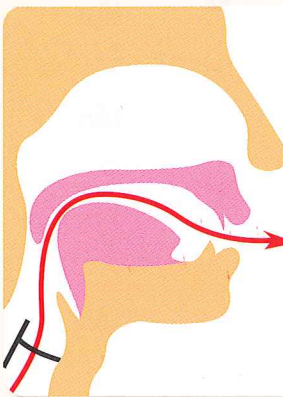


① Like with **g**, put the back of your tongue against the soft palate. Then let the air out, only this time with a bit more force. This sound is aspirated.

② as in *kangaroo*

Ex kàn *v.* to look

h



① Raise the back of your tongue toward the soft palate. Then let the air flow out the channel between the tongue and the soft palate.

② as in *house*

Ex hǎi *n.* sea



COMBINING SOUNDS

Listen to the audio track. Practice pronunciation and tones.



g + an = gan
gān gǎn gàn

gānjìng *sv.* to be clean

- Gēge de fángjiān hěn gānjìng.
My elder brother's room is very clean.




k + ang = kang
kāng káng kàng

jiànkāng *sv.* to be healthy

- Zhù nǐ shēntǐ jiànkāng.
I wish you good health.


cinema



h + an = han
hān hán hǎn hàn

hǎn *v.* to yell

- Qǐng bú yào zài diànyǐngyuàn dà hǎn.
Please do not yell in the theater.



k + ao = kao
kāo kǎo kào

kǎoshì *v.* to take an exam
n. exam, test

- Míngtiān wǒmen yào kǎoshì.
We will have an exam tomorrow.